

Scaled data based on original data using
LM-79-08 Approved Method: Electrical and Photometric Measurements of Solid-
State Lighting Products

Test Report Prepared for
Cooper Lighting Solutions
(formerly Eaton)

Brand: McGRAW-EDISON

Report Number: P226661

Luminaire Tested: **ISW-AF-600-LED-E1-T4W-8030**

Issue Date: 3/3/2020

Test Information

Test Method: LM-79-08
Report Number: P226661
TEST IS SCALED FROM IESNA LM-79-08 TEST DATA (P35944)
Test Lab: INNOVATION CENTER-P3
Issue Date: 3/3/2020
Manufacturer: COOPER LIGHTING SOLUTIONS (FORMERLY EATON)
Product Line: MCGRAW-EDISON
Catalog Number: ISW-AF-600-LED-E1-T4W-8030
Description: IMPACT ELITE LED WEDGE LUMINAIRE
LIGHT SQUARE WITH ACCULED OPTICS-TYPE IV WIDE
Light Source: (16) 3000K CCT, 80 CRI LEDs
Ballast/Driver: ELECTRONIC DRIVER

Summary

Lumens per Lamp: N/A
Luminaire Lumens: 3341.5 lumens
Efficiency: N/A
Efficacy: 99.2 lumens/watt
Luminous Opening: Rectangular (W 0.5' x L: 0.5' x H: 0')
IES Classification: Type IV - Medium - Semi-Cutoff
BUG Rating: B1 - U1 - G1

Input Watts (W): 33.7
Input Voltage (V): 120
Input Current (Ain): NR
Voltage Rise (V): NR
Power Factor: NR
Total Harmonic Distortion (THDi): NR
Frequency (hertz): 60
Stabilization Time: NR
Operation Time: NR
Ambient Temperature (°C): NR
Test Distance: 25 FT

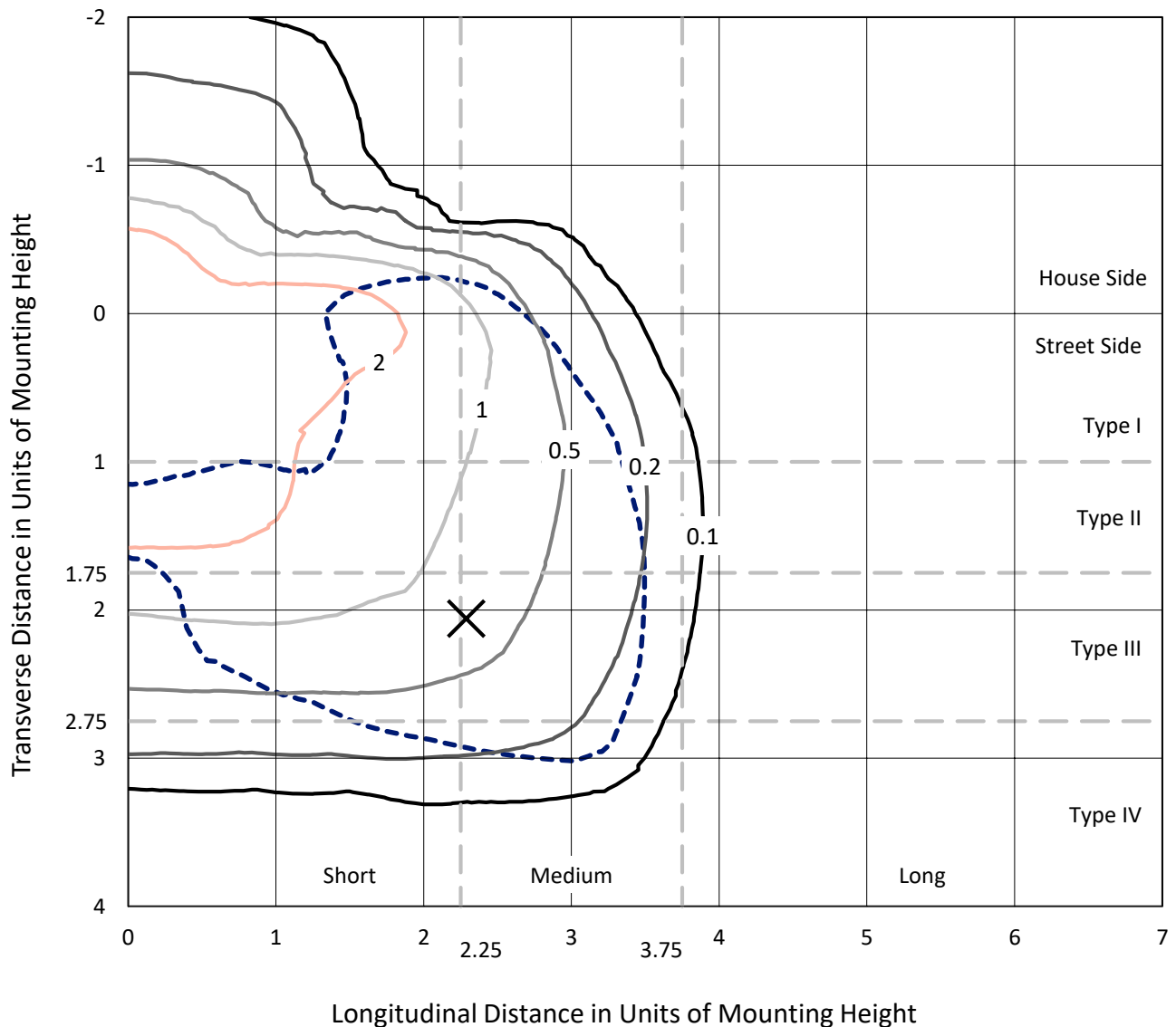


REPORT NUMBER: P226661

CATALOG NUMBER: ISW-AF-600-LED-E1-T4W-8030

Iso-Footcandle Lines of Horizontal Illumination

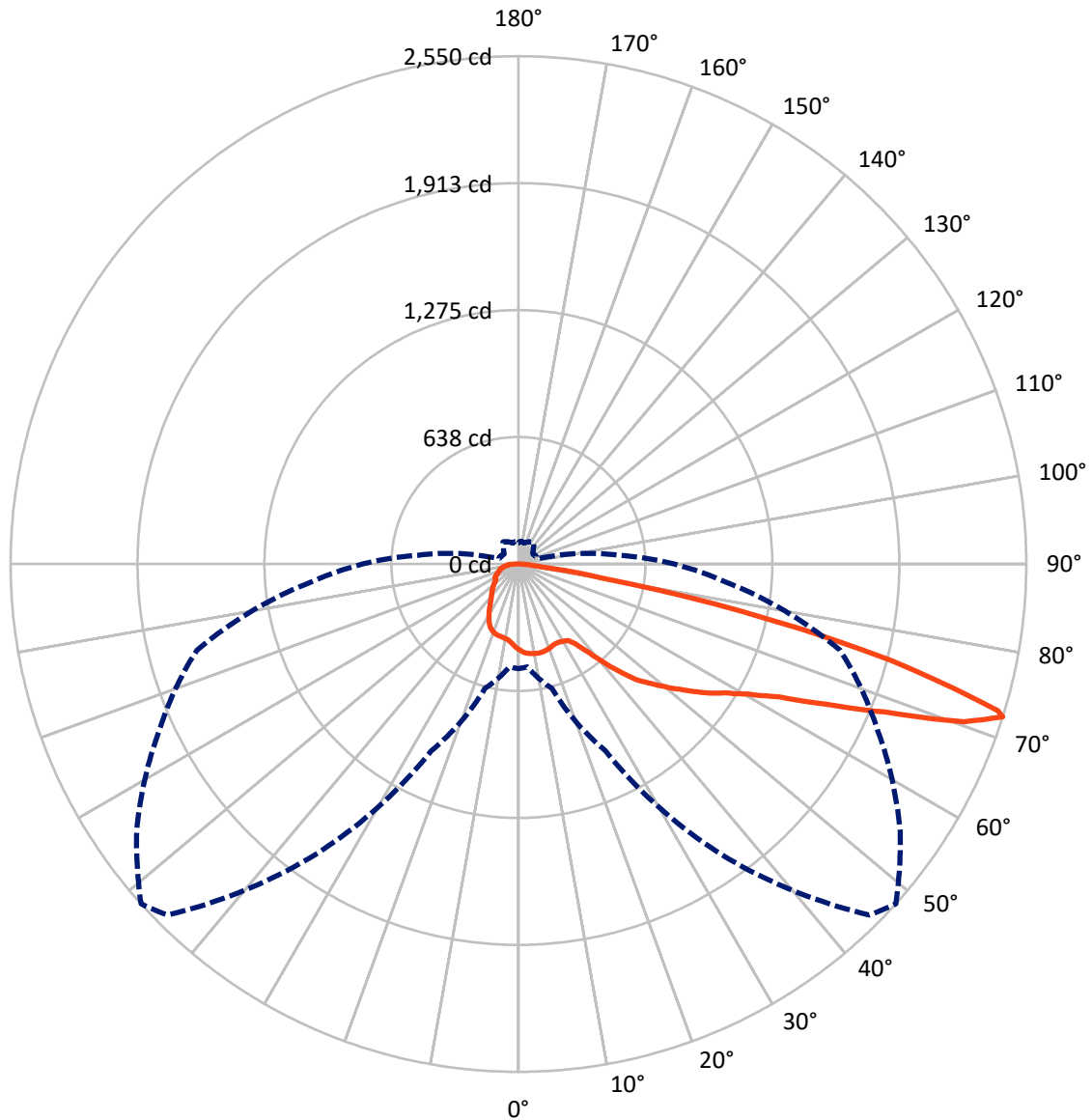
× Max cd
 - - - 1/2 Max cd



Based on 10 foot mounting height. Maximum calculated value = 4.8 fc
 Type IV - Medium - Semi-Cutoff

REPORT NUMBER: P226661
CATALOG NUMBER: ISW-AF-600-LED-E1-T4W-8030

Luminous Intensity Polar Plot



— Vertical Plane Through 48-Deg Lateral - - - Horizontal Cone Through 72-Deg Vertical

REPORT NUMBER: P226661

CATALOG NUMBER: ISW-AF-600-LED-E1-T4W-8030

FLUX DISTRIBUTION:

		Downward	Upward	Total
House Side	Lumens	725.8	1.5	727.3
	% Fixture	21.7	0.0	21.8
Street Side	Lumens	2613.7	0.5	2614.3
	% Fixture	78.2	0.0	78.2
Total	Lumens	3339.5	2.0	3341.5
	% Fixture	99.9	0.1	100.0

Coefficient of Utilization

ZONAL LUMENS:

Zone	Lumens	% Fixture
0°-10°	40.6	1.2
10°-20°	118.7	3.6
20°-30°	183.1	5.5
30°-40°	274.4	8.2
40°-50°	457.0	13.7
50°-60°	714.1	21.4
60°-70°	943.3	28.2
70°-80°	545.7	16.3
80°-90°	62.6	1.9
90°-100°	2.0	0.1
100°-110°	0.0	0.0
110°-120°	0.0	0.0
120°-130°	0.0	0.0
130°-140°	0.0	0.0
140°-150°	0.0	0.0
150°-160°	0.0	0.0
160°-170°	0.0	0.0
170°-180°	0.0	0.0
0°-90°	3339.5	99.9
0°-180°	3341.5	100.0



REPORT NUMBER: P226661

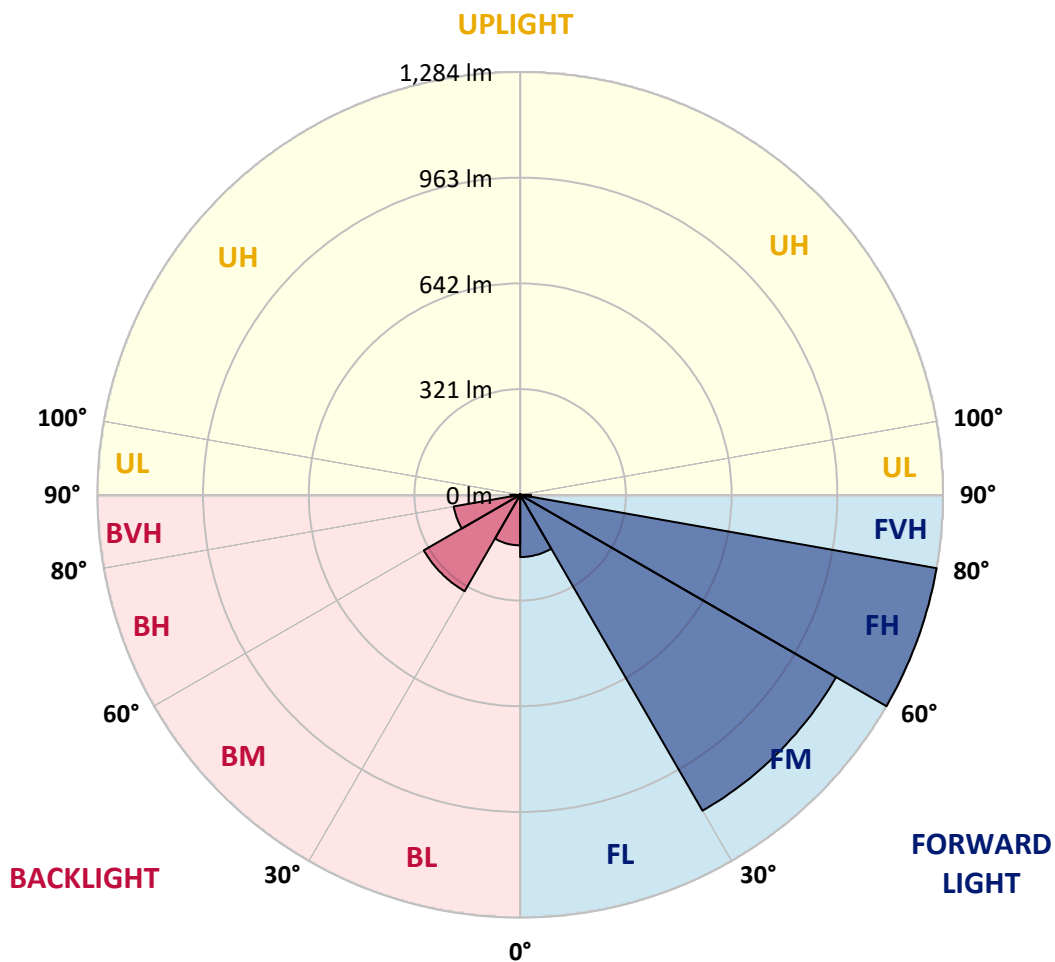
CATALOG NUMBER: ISW-AF-600-LED-E1-T4W-8030

LUMINAIRE CLASSIFICATION SYSTEM LUMEN TABLE AND BUG RATING:

Zone		Lumens	% Fixture	Zone Rating/Lumen Limit		
				B	U	G
FL	(0°-30°)	188.9	5.7			
FM	(30°-60°)	1107.8	33.2			
FH	(60°-80°)	1284.2	38.4			G1/1800
FVH	(80°-90°)	32.8	1.0			G1/100
BL	(0°-30°)	153.5	4.6	B1/500		
BM	(30°-60°)	337.7	10.1	B1/1000		
BH	(60°-80°)	204.8	6.1	B1/500		G1/500
BVH	(80°-90°)	29.7	0.9			G1/100
UL	(90°-100°)	2.0	0.1		U1/10	
UH	(100°-180°)	1.5	0.0		U1/10	

BUG Rating: B1-U1-G1

Type IV Medium





REPORT NUMBER: P226661

CATALOG NUMBER: ISW-AF-600-LED-E1-T4W-8030

CANDELA DISTRIBUTION (FULL):

	0°	5°	15°	25°	35°	45°	48°	55°	65°	75°	85°
0°	429.9	429.9	429.9	429.9	429.9	429.9	429.9	429.9	429.9	429.9	429.9
2.5°	452.6	452.2	452.2	448.3	446.8	444.4	442.5	439.6	436.7	433.3	428.9
5°	474.5	475.9	474.0	468.2	460.9	453.1	450.2	443.4	434.2	426.0	418.2
7.5°	495.3	495.8	490.5	480.8	469.6	457.5	453.6	444.4	434.2	423.1	411.9
10°	510.3	510.8	503.1	489.5	474.5	460.9	456.5	447.3	434.7	422.6	408.5
12.5°	519.0	519.5	507.9	493.8	475.9	462.3	458.5	448.8	435.7	420.2	404.7
15°	517.6	519.0	509.4	493.8	474.9	462.8	458.0	449.7	433.3	417.8	401.3
17.5°	507.9	509.8	502.1	485.1	470.1	460.4	455.1	446.8	430.8	414.4	396.4
20°	489.0	491.4	488.0	471.6	461.4	453.6	450.2	442.5	427.4	410.5	392.1
22.5°	467.7	470.1	469.1	455.6	450.7	446.8	443.4	437.6	424.5	407.6	390.1
25°	452.2	454.1	452.6	441.0	442.5	442.5	440.5	436.2	424.1	408.5	390.1
27.5°	477.9	477.9	465.2	441.5	439.1	443.4	442.5	440.0	430.4	413.4	394.0
30°	571.9	564.6	541.8	482.2	451.7	449.7	449.3	447.8	439.1	424.1	406.1
32.5°	677.0	669.8	642.6	568.0	504.5	462.8	458.5	458.9	456.5	442.5	424.5
35°	770.6	769.6	748.3	667.3	586.4	508.9	491.4	479.8	478.8	473.0	458.9
37.5°	846.2	846.2	848.1	756.0	675.1	582.0	552.5	515.7	515.7	512.3	503.5
40°	932.4	936.3	940.7	836.5	770.1	669.3	635.8	580.1	563.1	568.5	570.4
42.5°	1045.8	1050.7	1047.8	935.8	856.8	773.5	732.3	664.9	623.2	632.0	652.3
45°	1122.4	1124.4	1145.2	1039.5	965.9	861.7	826.8	734.2	693.0	711.0	746.8
47.5°	1209.2	1214.0	1217.4	1157.3	1093.8	961.5	897.5	801.6	774.9	802.1	858.8
50°	1294.0	1287.7	1296.9	1294.5	1215.0	1050.2	974.1	864.6	866.5	903.4	996.4
52.5°	1367.6	1346.3	1367.6	1394.3	1371.0	1141.3	1052.6	938.7	966.8	1011.9	1158.8
55°	1424.3	1373.0	1408.8	1484.4	1479.1	1221.8	1142.3	1037.6	1084.6	1146.2	1356.0
57.5°	1308.5	1314.8	1413.7	1545.0	1542.6	1303.2	1220.8	1161.2	1218.9	1287.7	1589.6
60°	1200.4	1228.6	1381.2	1554.7	1586.7	1391.9	1326.4	1301.7	1355.0	1438.9	1813.5
62.5°	1143.3	1169.9	1328.4	1536.8	1657.0	1523.2	1468.4	1449.5	1522.2	1616.3	2013.2
65°	1161.2	1177.7	1325.0	1563.9	1737.9	1721.9	1698.2	1666.7	1703.0	1791.2	2103.3
67.5°	1110.8	1137.9	1296.9	1611.9	1885.7	1964.2	1984.1	1950.2	1919.6	1907.5	1972.0
70°	826.8	853.0	1019.7	1413.7	2006.9	2384.9	2372.8	2259.4	2053.9	1882.3	1540.7
72°	525.3	518.1	645.5	1035.7	1783.9	2493.0	2550.2	2340.3	1992.8	1671.5	1046.3
72.5°	381.9	416.3	535.5	920.8	1694.8	2433.8	2517.2	2314.1	1912.9	1578.9	920.3
75°	93.0	98.4	128.4	330.0	992.5	1831.4	1936.1	1787.8	1396.2	937.3	408.1
77.5°	63.0	65.4	84.8	116.3	291.8	1044.4	1149.1	987.2	624.7	318.9	181.7
80°	47.0	48.5	61.5	82.4	121.2	356.2	420.2	333.9	155.6	176.9	129.4
82.5°	33.0	33.9	46.5	60.6	80.4	83.4	111.0	122.6	100.8	115.8	75.6
85°	22.8	22.8	33.9	41.7	50.9	41.2	44.1	61.5	68.3	68.8	46.0
87.5°	12.1	13.6	19.9	26.7	26.7	18.9	20.8	31.5	38.3	41.2	27.6
90°	4.4	4.4	8.2	10.2	6.3	4.8	4.4	6.3	9.2	13.1	8.7
92.5°	0.0	0.0	0.0	0.0	0.0	0.0	0.0	0.0	0.0	0.0	0.0
95°	0.0	0.0	0.0	0.0	0.0	0.0	0.0	0.0	0.0	0.0	0.0
97.5°	0.0	0.0	0.0	0.0	0.0	0.0	0.0	0.0	0.0	0.0	0.0
100°	0.0	0.0	0.0	0.0	0.0	0.0	0.0	0.0	0.0	0.0	0.0
102.5°	0.0	0.0	0.0	0.0	0.0	0.0	0.0	0.0	0.0	0.0	0.0
105°	0.0	0.0	0.0	0.0	0.0	0.0	0.0	0.0	0.0	0.0	0.0
107.5°	0.0	0.0	0.0	0.0	0.0	0.0	0.0	0.0	0.0	0.0	0.0



REPORT NUMBER: P226661

CATALOG NUMBER: ISW-AF-600-LED-E1-T4W-8030

CANDELA DISTRIBUTION (continued):

	0°	5°	15°	25°	35°	45°	48°	55°	65°	75°	85°
110°	0.0	0.0	0.0	0.0	0.0	0.0	0.0	0.0	0.0	0.0	0.0
112.5°	0.0	0.0	0.0	0.0	0.0	0.0	0.0	0.0	0.0	0.0	0.0
115°	0.0	0.0	0.0	0.0	0.0	0.0	0.0	0.0	0.0	0.0	0.0
117.5°	0.0	0.0	0.0	0.0	0.0	0.0	0.0	0.0	0.0	0.0	0.0
120°	0.0	0.0	0.0	0.0	0.0	0.0	0.0	0.0	0.0	0.0	0.0
122.5°	0.0	0.0	0.0	0.0	0.0	0.0	0.0	0.0	0.0	0.0	0.0
125°	0.0	0.0	0.0	0.0	0.0	0.0	0.0	0.0	0.0	0.0	0.0
127.5°	0.0	0.0	0.0	0.0	0.0	0.0	0.0	0.0	0.0	0.0	0.0
130°	0.0	0.0	0.0	0.0	0.0	0.0	0.0	0.0	0.0	0.0	0.0
132.5°	0.0	0.0	0.0	0.0	0.0	0.0	0.0	0.0	0.0	0.0	0.0
135°	0.0	0.0	0.0	0.0	0.0	0.0	0.0	0.0	0.0	0.0	0.0
137.5°	0.0	0.0	0.0	0.0	0.0	0.0	0.0	0.0	0.0	0.0	0.0
140°	0.0	0.0	0.0	0.0	0.0	0.0	0.0	0.0	0.0	0.0	0.0
142.5°	0.0	0.0	0.0	0.0	0.0	0.0	0.0	0.0	0.0	0.0	0.0
145°	0.0	0.0	0.0	0.0	0.0	0.0	0.0	0.0	0.0	0.0	0.0
147.5°	0.0	0.0	0.0	0.0	0.0	0.0	0.0	0.0	0.0	0.0	0.0
150°	0.0	0.0	0.0	0.0	0.0	0.0	0.0	0.0	0.0	0.0	0.0
152.5°	0.0	0.0	0.0	0.0	0.0	0.0	0.0	0.0	0.0	0.0	0.0
155°	0.0	0.0	0.0	0.0	0.0	0.0	0.0	0.0	0.0	0.0	0.0
157.5°	0.0	0.0	0.0	0.0	0.0	0.0	0.0	0.0	0.0	0.0	0.0
160°	0.0	0.0	0.0	0.0	0.0	0.0	0.0	0.0	0.0	0.0	0.0
162.5°	0.0	0.0	0.0	0.0	0.0	0.0	0.0	0.0	0.0	0.0	0.0
165°	0.0	0.0	0.0	0.0	0.0	0.0	0.0	0.0	0.0	0.0	0.0
167.5°	0.0	0.0	0.0	0.0	0.0	0.0	0.0	0.0	0.0	0.0	0.0
170°	0.0	0.0	0.0	0.0	0.0	0.0	0.0	0.0	0.0	0.0	0.0
172.5°	0.0	0.0	0.0	0.0	0.0	0.0	0.0	0.0	0.0	0.0	0.0
175°	0.0	0.0	0.0	0.0	0.0	0.0	0.0	0.0	0.0	0.0	0.0
177.5°	0.0	0.0	0.0	0.0	0.0	0.0	0.0	0.0	0.0	0.0	0.0
180°	0.0	0.0	0.0	0.0	0.0	0.0	0.0	0.0	0.0	0.0	0.0



REPORT NUMBER: P226661

CATALOG NUMBER: ISW-AF-600-LED-E1-T4W-8030

CANDELA DISTRIBUTION (continued):

	90°	95°	105°	115°	125°	135°	145°	155°	165°	175°	180°
0°	429.9	429.9	429.9	429.9	429.9	429.9	429.9	429.9	429.9	429.9	429.9
2.5°	427.9	425.0	421.1	419.2	418.2	416.3	414.4	413.4	413.4	411.5	411.9
5°	414.4	410.0	404.7	400.8	400.3	400.3	401.3	401.3	401.8	400.3	402.2
7.5°	407.6	402.7	395.0	390.6	387.2	386.7	388.7	392.6	394.5	393.0	395.0
10°	402.7	397.4	388.7	383.3	380.9	380.0	381.4	385.3	391.6	391.6	393.5
12.5°	397.9	391.1	382.4	378.5	376.6	377.0	379.0	381.9	388.7	391.1	392.1
15°	393.0	385.3	378.0	372.7	372.7	374.1	376.6	380.0	386.3	390.6	391.6
17.5°	388.2	380.4	374.1	369.8	369.8	371.7	374.1	378.5	382.9	389.2	389.2
20°	383.8	377.5	369.3	365.4	364.9	366.4	369.3	373.7	377.0	383.3	383.8
22.5°	381.4	373.7	365.9	360.1	357.7	356.7	359.6	364.0	367.4	373.7	374.6
25°	380.4	371.7	362.0	351.4	345.1	343.1	344.6	349.9	352.8	357.7	359.1
27.5°	383.8	375.6	360.6	341.2	328.1	322.8	324.2	327.6	328.6	333.9	336.3
30°	395.5	385.8	363.5	330.5	306.8	297.1	297.1	297.6	299.0	303.4	303.9
32.5°	414.4	405.2	372.2	319.4	285.0	271.4	268.0	265.6	265.6	265.1	265.6
35°	449.3	441.5	387.2	306.8	261.2	246.2	238.0	233.6	229.2	227.3	226.8
37.5°	499.7	492.9	408.5	292.2	240.4	225.4	215.2	206.5	201.6	201.1	203.5
40°	574.8	568.0	432.3	275.8	220.5	209.4	198.7	189.5	184.2	184.6	187.1
42.5°	667.3	646.5	458.0	253.5	204.5	198.7	187.1	179.3	174.0	171.1	170.6
45°	775.4	740.5	482.2	232.6	187.1	189.5	178.3	169.6	162.8	155.1	154.1
47.5°	910.1	834.5	503.5	211.8	168.2	179.8	169.1	160.9	150.7	141.5	140.1
50°	1050.7	942.6	522.0	189.5	151.2	169.1	159.9	148.8	134.7	126.5	126.5
52.5°	1213.0	1072.5	545.7	164.8	138.1	157.5	148.3	133.8	122.1	121.2	121.2
55°	1393.8	1208.7	562.2	145.4	127.9	144.9	140.5	136.2	132.3	133.3	133.8
57.5°	1582.8	1350.7	547.6	131.8	119.7	142.0	154.6	148.8	136.7	136.2	135.7
60°	1745.7	1461.2	467.2	123.1	113.4	146.8	165.7	148.8	136.7	143.0	143.5
62.5°	1852.3	1513.5	311.1	112.0	104.2	138.6	161.9	144.4	137.2	155.1	156.5
65°	1837.7	1454.9	178.8	104.2	98.4	127.5	156.5	139.1	127.9	138.1	135.2
67.5°	1621.1	1219.3	129.4	100.8	94.0	119.7	146.8	131.3	119.2	131.8	126.5
70°	1165.1	830.2	111.5	97.9	91.1	110.5	140.1	126.5	114.4	123.1	114.9
72°	781.7	505.0	102.3	95.5	88.2	104.7	135.2	122.6	110.0	114.9	105.7
72.5°	665.4	398.4	99.8	94.5	87.2	103.2	133.8	121.6	109.0	113.9	105.2
75°	248.6	156.1	88.7	87.2	80.4	96.0	127.9	117.3	104.2	102.7	98.9
77.5°	127.9	98.9	75.6	77.1	72.2	87.7	121.6	110.5	96.0	90.6	88.7
80°	93.0	71.7	61.1	65.4	61.5	79.0	112.9	100.3	87.2	81.4	79.0
82.5°	58.6	44.6	46.5	51.9	52.3	69.8	102.7	90.1	77.5	72.7	68.8
85°	28.1	26.7	33.0	38.3	42.2	59.1	94.0	80.0	67.8	58.2	58.6
87.5°	15.0	20.4	19.9	25.7	32.5	48.5	83.4	65.4	54.3	43.6	44.1
90°	3.4	5.3	5.8	10.2	13.1	20.8	53.8	37.3	36.3	15.5	13.6
92.5°	0.0	0.0	0.0	0.0	0.0	0.0	0.0	0.0	0.0	0.0	0.0
95°	0.0	0.0	0.0	0.0	0.0	0.0	0.0	0.0	0.0	0.0	0.0
97.5°	0.0	0.0	0.0	0.0	0.0	0.0	0.0	0.0	0.0	0.0	0.0
100°	0.0	0.0	0.0	0.0	0.0	0.0	0.0	0.0	0.0	0.0	0.0
102.5°	0.0	0.0	0.0	0.0	0.0	0.0	0.0	0.0	0.0	0.0	0.0
105°	0.0	0.0	0.0	0.0	0.0	0.0	0.0	0.0	0.0	0.0	0.0
107.5°	0.0	0.0	0.0	0.0	0.0	0.0	0.0	0.0	0.0	0.0	0.0



REPORT NUMBER: P226661

CATALOG NUMBER: ISW-AF-600-LED-E1-T4W-8030

CANDELA DISTRIBUTION (continued):

	90°	95°	105°	115°	125°	135°	145°	155°	165°	175°	180°
110°	0.0	0.0	0.0	0.0	0.0	0.0	0.0	0.0	0.0	0.0	0.0
112.5°	0.0	0.0	0.0	0.0	0.0	0.0	0.0	0.0	0.0	0.0	0.0
115°	0.0	0.0	0.0	0.0	0.0	0.0	0.0	0.0	0.0	0.0	0.0
117.5°	0.0	0.0	0.0	0.0	0.0	0.0	0.0	0.0	0.0	0.0	0.0
120°	0.0	0.0	0.0	0.0	0.0	0.0	0.0	0.0	0.0	0.0	0.0
122.5°	0.0	0.0	0.0	0.0	0.0	0.0	0.0	0.0	0.0	0.0	0.0
125°	0.0	0.0	0.0	0.0	0.0	0.0	0.0	0.0	0.0	0.0	0.0
127.5°	0.0	0.0	0.0	0.0	0.0	0.0	0.0	0.0	0.0	0.0	0.0
130°	0.0	0.0	0.0	0.0	0.0	0.0	0.0	0.0	0.0	0.0	0.0
132.5°	0.0	0.0	0.0	0.0	0.0	0.0	0.0	0.0	0.0	0.0	0.0
135°	0.0	0.0	0.0	0.0	0.0	0.0	0.0	0.0	0.0	0.0	0.0
137.5°	0.0	0.0	0.0	0.0	0.0	0.0	0.0	0.0	0.0	0.0	0.0
140°	0.0	0.0	0.0	0.0	0.0	0.0	0.0	0.0	0.0	0.0	0.0
142.5°	0.0	0.0	0.0	0.0	0.0	0.0	0.0	0.0	0.0	0.0	0.0
145°	0.0	0.0	0.0	0.0	0.0	0.0	0.0	0.0	0.0	0.0	0.0
147.5°	0.0	0.0	0.0	0.0	0.0	0.0	0.0	0.0	0.0	0.0	0.0
150°	0.0	0.0	0.0	0.0	0.0	0.0	0.0	0.0	0.0	0.0	0.0
152.5°	0.0	0.0	0.0	0.0	0.0	0.0	0.0	0.0	0.0	0.0	0.0
155°	0.0	0.0	0.0	0.0	0.0	0.0	0.0	0.0	0.0	0.0	0.0
157.5°	0.0	0.0	0.0	0.0	0.0	0.0	0.0	0.0	0.0	0.0	0.0
160°	0.0	0.0	0.0	0.0	0.0	0.0	0.0	0.0	0.0	0.0	0.0
162.5°	0.0	0.0	0.0	0.0	0.0	0.0	0.0	0.0	0.0	0.0	0.0
165°	0.0	0.0	0.0	0.0	0.0	0.0	0.0	0.0	0.0	0.0	0.0
167.5°	0.0	0.0	0.0	0.0	0.0	0.0	0.0	0.0	0.0	0.0	0.0
170°	0.0	0.0	0.0	0.0	0.0	0.0	0.0	0.0	0.0	0.0	0.0
172.5°	0.0	0.0	0.0	0.0	0.0	0.0	0.0	0.0	0.0	0.0	0.0
175°	0.0	0.0	0.0	0.0	0.0	0.0	0.0	0.0	0.0	0.0	0.0
177.5°	0.0	0.0	0.0	0.0	0.0	0.0	0.0	0.0	0.0	0.0	0.0
180°	0.0	0.0	0.0	0.0	0.0	0.0	0.0	0.0	0.0	0.0	0.0

(END OF REPORT)